

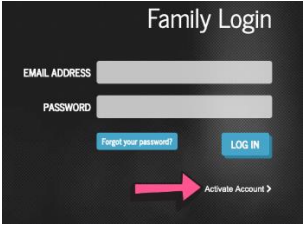


Dear Parent/Guardian of **<Shirin Kassih>**

Corona Norco Unified School District has recently implemented Edgenuity Learning Management System for grades 6-12. Edgenuity LMS can be used by teachers and students for fully online classes.

One of the outstanding features of Edgenuity is the availability of a **Parent Account**. This will allow you to log in to Edgenuity LMS and see your student’s current grade in the class, the number of assignments completed, and if the pace your student is keeping in the class is on target, behind, or ahead.

The parent login is the email address that we have in Q **<shirin.kassih@cnsud.k12.ca.us>** and the activation code **<1234>**

LOG IN INSTRUCTIONS

<p>1. To activate your account, go to https://auth.edgenuity.com/Login/Login/Family</p>	<p>2. Click “Activate Account”</p> 
<p>3. Enter your email address <shirin.kassih@cnsud.k12.ca.us> and the activation code <1234>. Click “Continue”</p> 	<p>4. Enter a “Password” and enter the same password in the “Confirm Password” box. Create a “Security Question” and a “Security Answer”</p> 
<p>5. Click “Continue”. You should see a green notification indicating you have successfully created your account</p>	<p>6. Log in again to see your student’s progress</p>

Do you have more than one student? You will need the activation code for each child, then repeat all the steps on this page. A password will only need to be created with the first child, any child thereafter, creating a password will not be required. Once the additional student(s) has been added, you can toggle between them using the select student feature on the top right.



If you are unable to log in with these directions, please check with your student’s school to make sure that you have an email address on file and that it is correct